

Our Group Has “ACTIVATED” Our Booth. Now What?

ACTIVATING your booth is a commitment from your group: An officer will be logged in 5pm – 9pm.

- In Booth Settings, you will have listed the Group officers available for chat.
- Groups can be available at the Noon – 5pm Preview, however, that has been marketed as a time for students to explore and ask Student Involvement questions in the “Information Booth”.

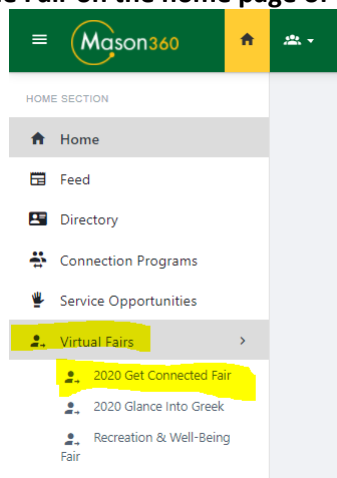
AVAILABLE AT YOUR BOOTH

- Log into [Mason360](#)
 - Keep an eye on your chat feature (see image below).

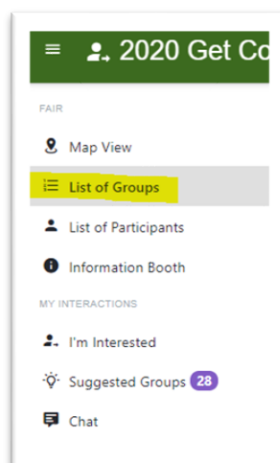


- If your group has set up a video conference option, ensure that space is open as well.

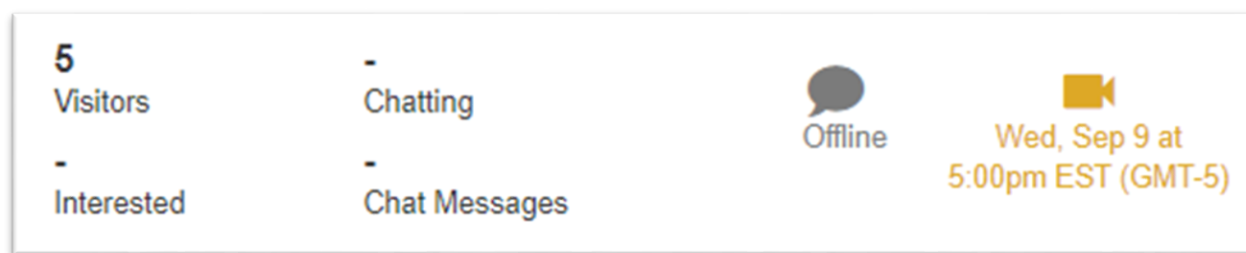
Finding the Fair on the home page of Mason360:



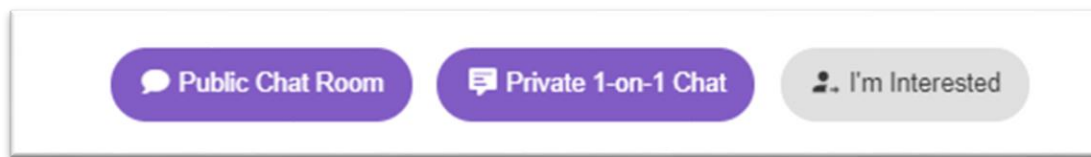
Exploring the groups within the fair:



The 'list of groups' feature will have icons seen on the right side of your group name: the chat bubble will tell the student if there is a group representative logged into Mason360 and a video camera will display your Video conference times (if your group has added the feature).



Your group Booth will provide 3 main options for engaging with group officers:



Officer representing more than one group booth? The top area of the chat will display the group the student is speaking to. This will help officers keep track of what group they are speaking for.

Ahead of the fair or during noon – 5pm on September 9th, we recommend that each group log in. Explore the Group Booth and test out the engagement buttons (all options are live). Reach out to us at “Information Booth” if there are questions or email us at rso@gmu.edu.